




to the pre-assembled header, give maximum rigidity and restrict accidental nail penetration.




**Keyhole slots** in the aluminium box-section track allow easy removal (without damage to the wall) in the unlikely event of this being necessary.



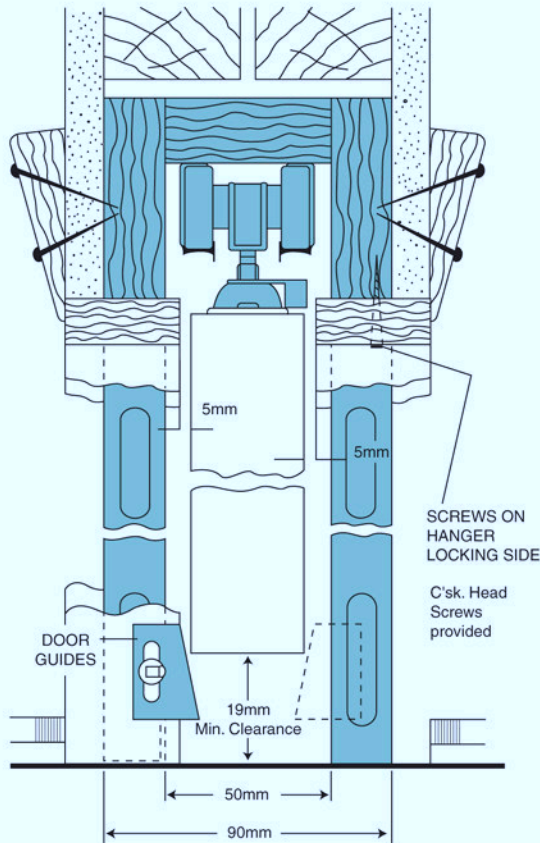
**Self-adjusting floor plates**  
Long vertical fingers slide into the studs allowing for floor settlement without disturbing the horizontal alignment of the header and track.



**Unique hanger locking clip** allows exceptionally easy fitting and removal of the door from the hanger and keeps it secure during operation.



**Sliding Door Furniture** is particularly suitable for use in Pocket Door applications.



## BI-PARTING DOORS

Where 2 converging doors are to be fitted, a HIDEAWAY™ Jointing Kit (61-600) should be used with 2 HIDEAWAY™ Pocket Door Frame Kits.

## AUTOMATIC OPERATION

If automatic operation of the HIDEAWAY™ Pocket Door is required, this can be done by using COMPACT Automatic Operator (62-201). Please consult [www.hideawaydoors.com](#) for details.

## BUILDING REGULATIONS - APPROVED DOCUMENT PART M

The NHBC has confirmed that a door system such as HIDEAWAY™ Pocket Door provides a compliant means of access for toilets and bathrooms under Approved Document M of the Building Regulations.

For interior doors sliding into a 'pocket' within the wall.

### APPLICATION

The HIDEAWAY™ Pocket Door Frame Kit is a simple way to increase available space in many domestic applications, particularly dining rooms, en-suite bathrooms, cloakrooms and doors into kitchens.

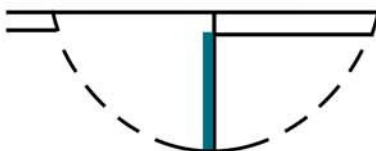
### CONSTRUCTION

The HIDEAWAY™ Pocket Door Frame Kit is manufactured to a finished thickness of 90mm to suit doors up to 35mm. When the kit is to be used in a run of other studwork, it is important that this is erected to an equivalent thickness or that the plasterwork fixed to the frame is packed as required.

If a finished thickness of 100mm is required or if the door is between 35mm and 44mm, the HIDEAWAY™ frame adaptor kit provided should be used. For doors between 45mm and 50mm, a Cavity Widening Kit (61-601) or Cavity Widening Plates (61-602) are required. Please consult Hillaldam Coburn for details.



### Conventional Door



### Hideaway™ Pocket Door



RANGE							
Model	Max. door width	Max. door height	Max. door thickness		Max. weight	Finished thickness with 2x12.5mm wall boards	
			without adaptor	with adaptor		without adaptor	with adaptor
H30	760mm	2032mm	35mm	44mm	56kg	115mm	120mm
H36	915mm	2032mm	35mm	44mm	56kg	115mm	120mm
H42	1067mm	2032mm	35mm	44mm	56kg	115mm	120mm

### COMPONENTS

HIDEAWAY™ Pocket Door Frame Kits are supplied with all components marked in green on the following page.

These are: Header assembly, 4 Steel wrapped studs (6 with H42), 2 Stud foot brackets (3 with H42), 2x3-wheel hangers, 2 Hanger mounting plates, 1 Rubber door stop, 2 Nylon door guides, screws, installation instruction, spanner and HIDEAWAY™ adaptor kit.

### Features & Benefits

- ▶ Space Saving
- ▶ Easy Access
- ▶ Quiet Operation
- ▶ Easy Installation
- ▶ Economical
- ▶ Prefabricated Components

DOOR thickness	HIDEAWAY kit thickness	Finished thickness with 2x12.5mm wall boards
up to 35mm	90mm	115mm
35mm to 44mm	95mm (with adapter kit*) <small>*Included in every pack</small>	120mm