

Foldaside 642 Sliding & Folding Door Systems

FOR END HUNG BOTTOM ROLLING DOORS FOLDING BACK AGAINST RETURN WALLS

APPLICATION

Bottom rolling, light duty internal folding doors for residential properties with return walls sufficiently deep to allow doors to fold through 180°.

RANGE

Maximum door weight	45kg (100lb)
Maximum door height	2.4m (8ft)
Maximum opening width	4.8m (16ft)
Maximum door leaf width	900mm (3ft)

Up to three leaves folding in each direction only.

DOOR CONSTRUCTION

Door thickness 44mm only. Door leaves are all equal width, but with swing leaves on folding suites reduce door leaf widths to 800mm. As bottom rollers are housed at bottom of stile, keep tenons of rail high to avoid cut-out. With swing leaves always engage holdback catch before operating.

FIXING

Top track unnecessary, bottom track must be positioned exactly as shown on drawing. Bottom track screwed to accurately machined timber cill to provide complete support to the underside of the running tread without voids, and the cill to be firmly fitted to prevent distortion or deflection. Floor track unnecessary under swing leaves.

BOTTOM ROLLERS

64-403 Needle bearing rollers, ball bearing swivels. Satin anodised aluminium cover plates, (or 64-404 with polished brass cover plates).

BOTTOM TRACK

64-3 Brass, drilled and countersunk for wood. Lengths 1.8m to 3.0m.

FOLDASIDE BUTT HINGES

95-545 Aluminium, anodised with stainless washers and pins, size 102 x 67mm. 95-551 SC size 100 x 100mm. 95-553 PB size 100 x 66mm. All specially drilled.

FURNITURE

95-677 Plain flush bolt for bottom of door. 95-679 Cranked flush bolt for top of door. 95-617 Flush handle. 95-665 Holdback catch. For range of locks and latches see page 5.

FINISHES

Bottom roller cover plates in SAA or PB, handles and bolts in SAA or GAA.

SCREWS

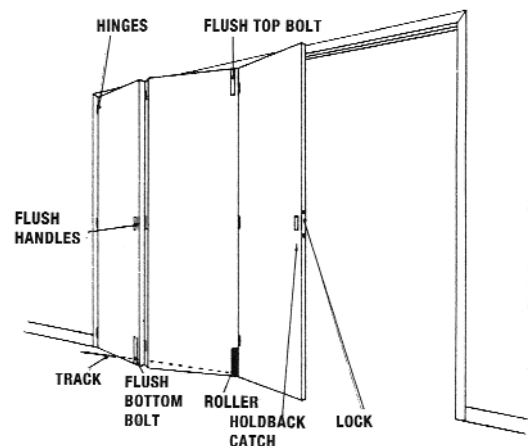
Included with fittings.

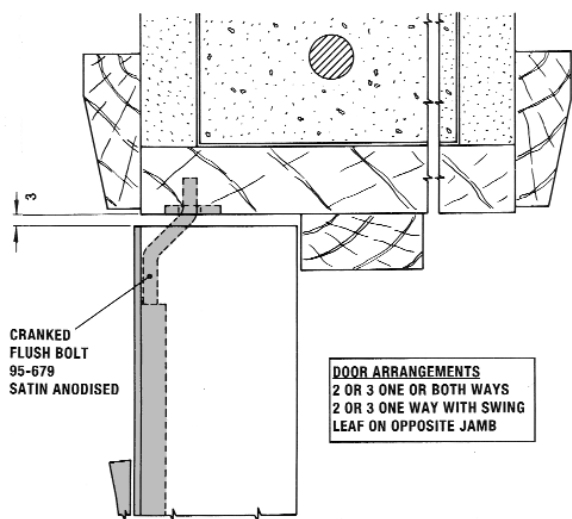
EXAMPLE

QUANTITIES FOR A PARTITION 2.1m wide x 2m high. Weight of each leaf 40kg. Three leaves folding one way through 180°, end leaf hinged to jamb.

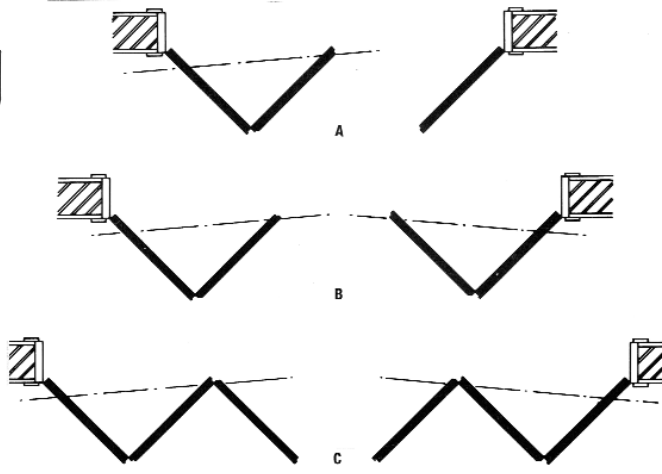
A TYPICAL BILL OF QUANTITIES

ITEM				
A	95-545	Foldaside aluminium hinges S.A.A.	2	PACKS
B	95-551	Foldaside brass hinges S.C.	1	PACK
C	64-403	Bottom roller S.A.A. cover plate (or 64-404 PB)	1	NO.
D	64-3	Bottom track brass d/c/sk 1 x 1.8m	1.8	LIN.M
E	95-665	Holdback catch	1	NO.
F	95-677	Flush bolt, plain S.A.A.	1	NO.
G	95-679	Flush bolt, cranked S.A.A.	1	NO.
H	95-617	Flush handle S.C.	1	NO.
J	95-633	Flush ring handles satin chrome	2	NO.
K	95-646	Mortice lock	1	NO.





DOOR ARRANGEMENTS
2 OR 3 ONE OR BOTH WAYS
2 OR 3 ONE WAY WITH SWING
LEAF ON OPPOSITE JAMB



ALTERNATIVE DOOR ARRANGEMENTS
ALL DOORS EQUAL WIDTH

