



The Wroxeter

TC800

Lever Lock 168 x 51mm

TC810

Lever Latch

TC820

Bathroom Set



The Shropshire

TC100

Lever Lock 155 x 49mm

TC110

Lever Latch

TC120

Bathroom Set

TC148

Euro Profile



The Shrewsbury

TC710

Lever Latch 169 x 53mm

TC700

Lever Lock

TC720

Bathroom Set



The Windsor

TC500

Lever Lock 142 x 42mm

TC513

Lever Latch
102 x 42mm

TC530

Bathroom Set

TC548

Euro Profile





The Fleur de Lys

TC200
Lever Lock 205 x 51mm

TC210
Lever Latch

TC220
Bathroom Set



The Wellington

TC600
Lever Lock 146 x 39mm

TC610
Lever Latch

TC620
Bathroom Set

TC648
Euro Profile



The Colonial

TC300
Lever Lock 155 x 53mm

TC315
Lever Latch on Long Plate

TC310
Lever Latch on Short plate
108 x 51mm

TC320
Bathroom Set

TC348
Euro Profile



Oval Mortice Knob

TC550
Sprung on one side
Diameter 70 x 51mm



Ball Mortice Knob

TC970
Sprung on one side
Diameter 62mm



TC562
Letter Plate with Knocker
302 x 109mm
Aperture 193 x 45mm



TC365 Letter Plate
254 x 76mm
Aperture 202 x 43mm

TC365 10 1/2" Letter Plate
262 x 108mm
Aperture 197 x 45mm

TC365 13 1/2" Letter Plate
343 x 96mm
Aperture 240 x 55mm



TC770 Letter Plate *Fleur de Lys*
362 x 79mm Aperture 197 x 43mm



TC772 Letter Plate *Fleur de Lys*
with Knocker
371 x 112mm Aperture 208 x 48mm



TC860 Interior Letterflap
256 x 84mm

BLACK IRON



m.marcus
architectural hardware



TC165 Door Bolt Straight
125mm



TC168 Door Bolt Straight
• 76mm
• 102mm



TC169 Door Bolt Necked
• 76mm
• 102mm



TC158 Door Bolt Straight
• 76mm
• 102mm



TC159 Door Bolt Necked
• 76mm
• 102mm



TC153 Cabin Hook
• 106mm
• 153mm



TC540
Cylinder Cover
138 x 60mm



TC340
Cylinder Pull
74 x 44mm



TC119
Door Stop
2³/₄"63mm



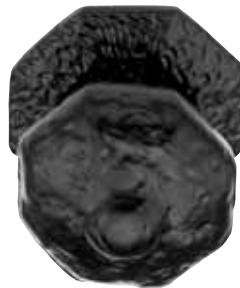
TC345
Bell Push
125 x 33mm




TC335
Ring Knocker
127mm



TC535
Hand Knocker
165 x 70mm



TC350 Centre Door Knob
59mm



TC107
Door Chain
138 x 82mm



TC330
Lion Knocker
155mm



TC539
Knocker
204 x 107mm

TC650
Numerals
76mm



TC355 Numerals
102mm





TC542

Covered
Escutcheon
30 x 57mm



TC545

Escutcheon
79 x 28mm




TC547

Euro Profile
Escutcheon
60mm




TC544

Escutcheon
49 x 31mm



TC410

Dummy Hinge
• 12" 308mm
• 15³/₄" 402mm



TC412

Dummy Hinge
Fleur De Lys
• 12" 308mm
• 15" 381mm



TC420

Leaf Hinge
12" 308mm




TC790

Studs
• 40mm
• 19mm



TC450

Hinge
• 12" 308mm
• 15" 381mm
• 18" 457mm




TC460

Hinge *Fleur De Lys*
• 16" 406mm
• 18" 457mm



TC415

Leaf Hinge
12¹/₄" 307mm



TC425

Coronet Hinge
82mm



TC384

Pull Handle
223 x 61mm

TC386

Pull handle
259 x 47mm

TC385 5
Pull handle
128mm

TC385 6
Pull handle
175mm

TC383
Pull handle
• 152mm
• 204mm

TC430
[Not to Scale]
Finger Plate
301 x 65mm



BLACK IRON



m.marcus
architectural hardware



TC580 Casement Stay
• 10" 254mm
• 12" 308mm



TC380 Casement Stay
• 10" 254mm
• 12" 308mm




TC480 Casement Stay
• 10" 254mm
• 12" 308mm



TC675 HP Hook plate 118mm
TC675 MP Mortise Plate Casement Fastener



TC490 HP Hook plate 128mm
TC490 MP Mortise Plate Casement Fastener



TC543 Ring Handle
Diameter 72mm
Gate Latch
170mm



TC686 Privacy Bolt
Diameter 35mm

TC565 Suffolk Latch
Handle 200mm
Latch 150mm



TC625 Cabinet Pull
56mm wide



TC626 Cabinet Pull
56mm wide




TC613 Cabinet Knob
25, 32, 38mm



TC179 Cabinet Knob
32, 38mm


TC696 Coat Hook
142 x 30mm



TC697 Coat Hook
102 x 49mm



TC670 Hat & Coat Hook
152 x 45mm



TC695 Coat Hook
45mm



TC546 Cabinet Pull
120 x 85mm



TC458 Cabinet Pull
80 x 35mm



TC549 Cabinet Pull
80 x 35mm

Lever Lock



External Doors BS Sash
Certified to BS 3621:2007

Size & Finish

Internal Doors
3 Lever

YKBSSL27	2 1/2" Brass	YKASL327
YKBSSL29	2 1/2" Nickel	YKASL329
YKBSSL37	3" Brass	YKASL337
YKBSSL29	3" Nickel	YKASL337

2 1/2" recommended for levers, 3" recommended for knobs

Lever Latch



YKTL27	2 1/2" Brass
YKTL29	2 1/2" Nickel
YKTL37	3" Brass
YKTL29	3" Nickel

2 1/2" recommended for levers, 3" recommended for knobs

Privacy Set



YKTL27	2 1/2" Brass
YKTL29	2 1/2" Nickel
YKTL37	3" Brass
YKTL29	3" Nickel

2 1/2" recommended for levers, 3" recommended for knobs



Deadlock
Certified to BS 3621:2007

YKBSDL27	2 1/2" Brass
YKBSDL29	2 1/2" Nickel
YKBSDL37	3" Brass
YKBSDL29	3" Nickel

For doors which require locking
Combine your choice of Decorative Handle with the lock options shown above

For doors which do not require locking
Combine your choice of Decorative Handle with one of the tubular latches shown above

For doors which require privacy latch
The snibturn on the decorative lever prevents the handle from being depressed when in the locked position. Emergency access is possible using a coin from the outside. Combine your lever choice with one of the tubular latches shown above.

Bathroom Set



YKABL27 2 1/2" Brass
YKABL29 2 1/2" Nickel
YKABL37 3" Brass
YKABL29 3" Nickel
 2 1/2" recommended for levers, 3" recommended for knobs

Euro Profile



YKASLE27 2 1/2" Brass
YKASLE29 2 1/2" Nickel
YKASLE37 3" Brass
YKASLE29 3" Nickel
 2 1/2" recommended for levers, 3" recommended for knobs

Oval Profile



YKASLO27 2 1/2" Brass
YKASLO29 2 1/2" Nickel
YKASLO37 3" Brass
YKASLO29 3" Nickel
 2 1/2" recommended for levers, 3" recommended for knobs



For door which require a bathroom lock
 The snibturn on the decorative lever throws a deadbolt in the bathroom lock. Emergency access is possible using a coin from the outside. Combine your lever choice with one of the Bathroom Lock shown above.

For doors which require locking
 Combine your choice of Decorative Handle with the lock options shown above

For Doors which require Locking
 Combine your choice of Decorative Handle with the lock options shown above

Warranties

These warranties are offered in addition to any statutory Legal rights for the sale of goods.

M. Marcus will not be liable for any incidental or consequential damages arising from the sale or use of our products. We assume no liability for any labour charges regarding the removal or reinstallation of the products; nor will we cover any carriage costs. Our only obligation will be to replace the defective products upon presentation of proof of purchase dated within the warranty periods stated.

Due to a continuous programme of development, M.Marcus Limited reserves the right to make alterations without notice. For technical reasons connected with colour reproduction the colours shown may vary slightly from those of the product. All dimensions provided within this catalogue are approximate and for guidance only.

E. & O.E.
(Errors And Omissions Excepted)

For terms and conditions of sale please refer to the current price list.

10 Year Mechanism Warranty

Sprung sets will be replaced if within 10 years from the date of purchase the spring mechanism breaks due to faulty workmanship or materials. This 10 year warranty applies only to the original purchaser.

The warranty is made void for any breakage caused by misuse or accident or in the manufacturer's opinion the breakage arises from undue care. To validate any claim under this warranty a receipt or other proof of the age of the installation may be requested.

Everbrite: 25 year finish Warranty

With state-of-the-art processing within a sealed vacuum chamber we are able to achieve an exceptionally durable finish by depositing molecules of hardwearing metals onto the product surface, this process is known as 'Physical Vapour Deposition' or 'PVD'. This protective layer will protect the surface finish from discolouration for many years.

Our 'Everbrite' branded products will be replaced if within 25 years from the date of purchase the decorative finish discolours due to faulty workmanship or materials. This 25 year warranty applies only to the original purchaser. The warranty is made void for any discolouration caused by misuse or accident or in the manufacturer's opinion arises from undue care. To validate any claim under this warranty a receipt or other proof of the age of the installation may be requested.

Finishes & Maintenance

To help keep products looking good, a simple cleaning routine of once a month should be sufficient. Products fitted externally or in exposed locations will require a more regular maintenance program which should also include a light oiling of the handle mechanism.

PB Polished Brass

Wipe over with a soft non abrasive cloth and buff gently to a shine. For all external fittings wipe over and sparingly apply a good wax polish, to avoid smears buff gently to a shine before the wax dries. **DO NOT USE** Metal or spray polishes as the grit or solvents in these products may damage the finish. We use high quality Multi-Resin Lacquer coatings to help keep the brass fittings surfaces looking good. Cleaned regularly the lacquer coating should provide you with good service but the life of the lacquer coating cannot be guaranteed.

If the lacquer surface breaks down you may wish to remove the remaining lacquer by using a paint stripper, e.g. "Nitromores" strictly follow the manufacturer's instructions and follow any safety advice for using the product. After stripping the lacquer use a soft cloth and a metal polish, e.g. "Brasso" or "Duraglit". remove any tarnish and then buff to a bright finish. The fitting can then be re-lacquered using a lacquer suitable for use on metal.

For external use you may prefer to leave the item unlacquered and then polish regularly with metal polish.

AT DB Distressed finishes

Wipe over internal fittings with a soft non abrasive cloth and buff gently.

Distressed finishes are intended to give an aged appearance from new and may exhibit slight colour variation between sets. Over a period of time the patina may also wear off along the most frequently touched areas; these are not faults but intended to add to the overall distressed appearance.

SN JP MF PT MC Decorative finishes

Wipe over with a soft non abrasive cloth and buff gently to a shine. For all external fittings wipe over and sparingly apply a good wax polish, to avoid smears buff gently before the wax dries.

PC SC AP Decorative finishes

Chrome plated products are hard-wearing finishes that are virtually maintenance free. To remove finger marks on polished surfaces we recommend a light dusting with a soft non abrasive cloth. Avoid wax polish on polished chrome as this may cause smearing or bloom which can then be difficult to remove.

Tudor Collection

The power coated surface is virtually maintenance free.

This traditional malleable iron door furniture is protected with a black powder coating. Periodically wipe interior fittings over with dry soft cloth. For exterior fittings (excluding bell pushes) dampen the cloth with warm soapy water to remove any dirt and dry thoroughly.

About once a year exterior fittings will benefit from a light oiling of any moving parts and this will also help to prevent corrosion. If the decorative finish shows signs of chipping, remove any loose or flakey material, making sure the surface is dry and grease free, then spot the affected area with enamel paint e.g. "Humbrol" enamel or similar.